



Early Opening Visual Story

When you get to the Museum



The museum will open at 9:00 am for our early opening event.

If you arrive a little bit early you may have to wait outside for the museum to open.

There might be other people waiting to come inside with you.

At 9:00 am some people who work at the museum will come outside to say hello and tick your name off on a special list.

They will give you a sticker. This sticker is like a ticket. You can choose to wear the sticker if you want to, or just keep it on the paper.

When you go inside the museum you will walk past the Welcome Desk. If you would like a map of the museum, you can pick one up here.



People you will meet



There will be people wearing black t-shirts with orange arrows, just like this one. This means they work at the museum and will be happy to help you.

The Locker Area



If you have things with you that you want to keep safe but not carry around during your visit; you can choose to put them in our lockers.

To use the lockers, you will need to put £1 in the slot.

Living Planet Gallery



Living Planet is a big bright gallery with lots of animals from all over the world.

There are a few live animals in this gallery.

Have a look around and see if you can find them.

You can explore this gallery upstairs and downstairs.

The Mouse House



The Mouse House is a space for young children.

There is a tunnel and a small soft play area.

To play in the soft play area you will need to take off your shoes.

There are also some puppets and dressing up costumes to play with.

Remember to put the toys and dressing up back where you found it when you have finished.

Hadrian's Wall Gallery



Our Hadrian's Wall Gallery has a really long a wall down the middle, and lots of things to look at around the edge.

This gallery has some light areas, and some dark areas.

The Mithraeum is a small space which is very dark inside.

Ice Age to Iron Age



Ice Age to Iron Age is a long bright Gallery.

Some of the things that are not in cases are just for looking at, not for touching.

Have a look through the binoculars in the wall and see what you can see.

Fossil Stories Gallery



The Fossil Stories gallery is very dark inside with red floor lighting. Inside you will see the big T-rex dinosaur. Can you see in in this picture?

There will be thing to look at in cases, and lots hanging down from the ceiling.

There will also be some live animals in tanks. Some of them you might have seen before, like the fishes, but some of them might be new. Remember that they might move in different ways. Some will be slow, and some will be fast.

Crystals and Gems



Crystals and Gems is next to our Fossil Stories gallery. It's still quite dark inside but it has lots of bright and shiny things to look at in lots of different colours!

World Cultures Gallery



Our World Cultures gallery is very colourful with things from all over the world.

Warning: There will be some marks, totem poles and weaponry in the section.

Ancient Egypt Gallery



The Ancient Egypt gallery is a little bit darker than the galleries next to it. On the walls it has some backlit pictures that are very bright.

There is a tunnel in the middle called 'Journey to the afterlife'. This tunnel is quite dark inside, with a screen on the floor. The screen shows moving pictures of snakes, feathers and fire. It's fun to stand inside and watch the colours and shadows change. But you don't have to if you don't want to.

Natural Northumbria Gallery



Natural Northumbria is a big bright gallery with lots of local animals that you might have seen before. There are lots of buttons to press and draws to open in this gallery.

There is a bridge in the middle where you can look down to the gallery below.

The Shefton Gallery (Ancient Greeks)



This gallery is very long with big cases all the way down the middle. You will see lots of pots with pictures on them in here.

If you sit on the benches at the side of the gallery you can press the white button and listen to a story.

Explore Gallery




This Gallery is very long and bright with lots of different types of things in the cases. Don't forget to look inside the draws and see what's inside.



Behind the cases there is big glass room. You can only go inside this room if you work at the museum; but if you don't you can look inside through the glass.

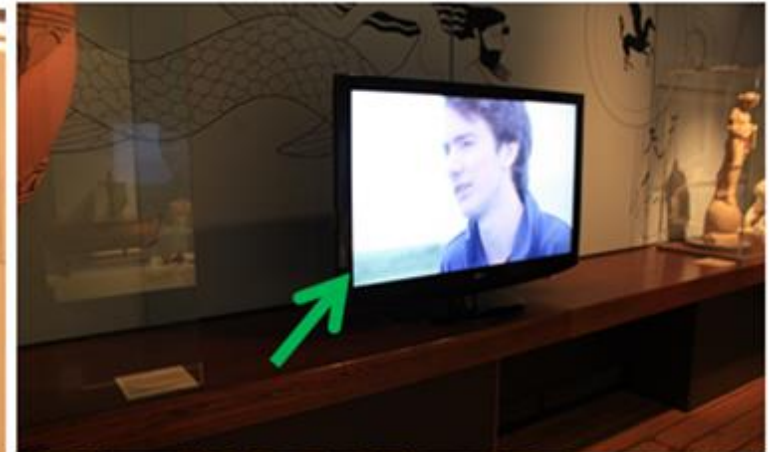


Sometimes the people that work at the museum will bring things out of this room for you to have a closer look. They will set up these things on a table in one of our galleries. Sometimes you might even be able to hold them, but you don't have to.

Things you can play with or touch



There are lots of things in the museum that are just for looking at; but here are some of the things that you can play with. There are touch screen computers with information and games, buttons to press that make sounds, and draws to open and see what's inside.

Sounds, screens and projections



There are lots of projectors and screens around the museum which show different things. Some of them might look like your telly at home but some might be on the floor, inside a 'cave' (Mithraeum), or really big on the walls. Some of these will make sounds too. During our early opening event we will turn the volume down so that they are not as loud.

Warning: In the fossil Stories gallery there are four big screens on the walls that show lots of dinosaurs. These are not on all of the time and might come on suddenly.

Live Animals



There are live animals in tanks around the museum. They will move in different ways. Some of them will be fast, some of them will be slow, some of will swim or wiggle, some will crawl and some will slide on their tummies.

Please remember not to bang on the glass because it might be a bit scary for the animals.

Useful places




Stairs

Lifts

Toilets



You can't eat or drink in the galleries; but if you have brought along a drink or snack to eat you can sit on one of our benches in Butterfly Corner. Please remember to put any rubbish in the bin.



Calm time


If you need time to relax or calm down in a blank space you may wish to take some time out in one of our stairwells towards the back of the museum. They have lots of white, blank walls with just one object at the bottom of each staircase.



During our early opening event we will also have our Clore Learning Suite (Clore 2) and study garden accessible.

Directions: The Clore learning suite is on the ground floor at the back of the museum. The study garden is a fenced area which can be accessed through Clore 2.

If we need to leave the building quickly



If you hear a loud siren noise and a loud voice saying

“Please leave the museum by the nearest exit”

That means we need to leave the building quickly and calmly.

Just follow one of these signs (above) and wait on the grass at the front of the museum.

Do not go back inside unless person who works at the museum tells you that it is safe to go back inside.

When early opening ends

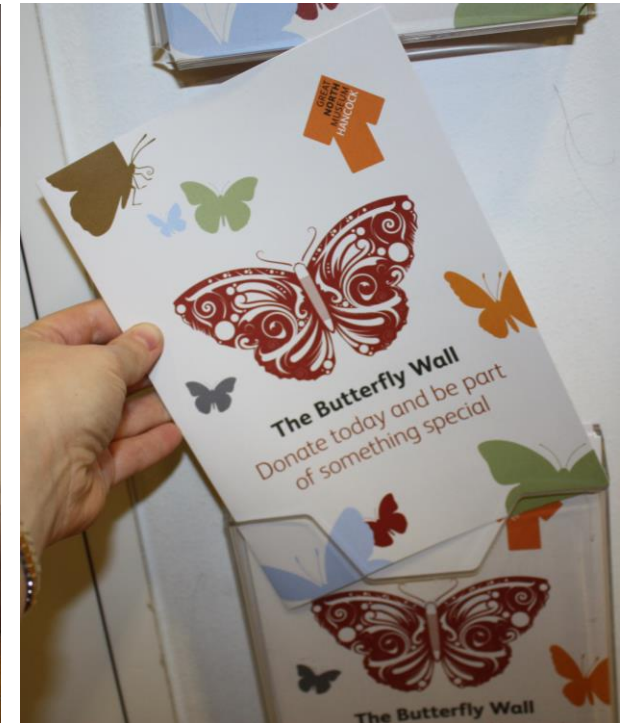


At 10:00 am we will start to let some other people into the museum, so it might start to get a bit busy. You can choose to stay in the museum a bit longer and carry on exploring, or you can say goodbye and come back another time.



Some of the things you might want to do after 10:00 am. If you have some money you may wish to visit the shop, the café or the planetarium. The planetarium is quite dark, just like a cinema. In the planetarium you can watch different shows about space. Some of the sounds in the planetarium might be quite loud.

Donations



If you have enjoyed your visit to the museum you may wish to put a donation into one of our donation points. There are lots of different ones to choose from.

When you go through the museum you might see a really big wall with lots of butterflies. On the butterflies are people's names. If you would like to donate a special amount of £30 you can have your very own butterfly on our wall with your own name on it. To find out more about this you can pick up a leaflet from the butterfly wall.