



# ENQUIRY BASED LEARNING AT THE GNM:HANCOCK


Use this method whilst exploring the exhibits for self guided learning. Ask the students to explore the exhibit and then ask them these questions one at a time, whilst they focus on an artefact or display which interests them.

*I SEE*

*I NOTICE*

*I WONDER*

What do you see?



Ask the class to explore the exhibit space and find an artefact, display board or image that interests them.

Ask them to write it down on their post-it note

**EXAMPLE:**

I see a model of Hadrian's Wall

What do you notice?

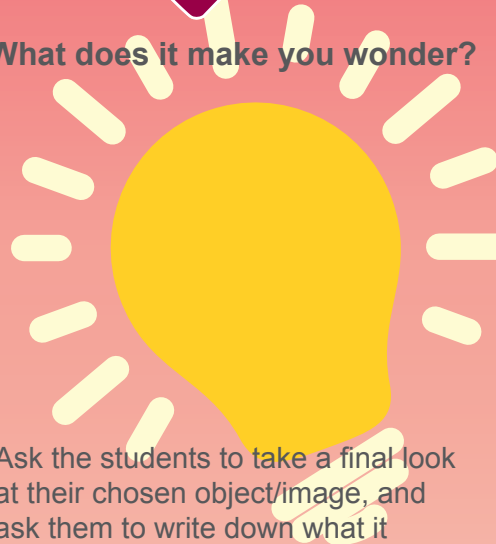


Ask the class to look again, and to write down something they notice, getting them to take a closer look.

**EXAMPLE:**

I notice that it has a lot of forts and towers along it

What does it make you wonder?



Ask the students to take a final look at their chosen object/image, and ask them to write down what it makes them think, or wonder, what they would like to know more about

**EXAMPLE:**

I wonder what it would have been like to live on either side of the wall?

This technique is a useful tool to aid self-guided learning within the museum spaces. after each question, gather the class together again, ask for examples, and then ask the next question getting them to explore the gallery again each time



This technique gets the students to think about the museum beyond just a display, but begins to get them to think critically about the museum and its contents. It is useful for you, as the teacher, to get them to actively engage with the museum material. It can also be used for lesson planning and subsequent work back in the classroom.

Use the A2 sheet provided to display your student's post-its in the classroom.



# ENQUIRY BASED LEARNING


AT THE GNM:HANCOCK

I SEE  
I NOTICE  
I WONDER

*I SEE*



*I NOTICE*



*I WONDER*



*ASK & ANSWER*

'I see, I notice, I wonder' is a versatile enquiry based activity which can be used in any of our galleries. This technique is ideal for supporting child centred learning and it can be used as a springboard into a new topic, or as a tool to aid lesson planning.