

Visual Story



Bones: Skeleton Secrets of the Animal World


In our Bones exhibition on the first floor you can learn all about animal skeletons. When you come into the exhibition it looks like this:



Visual Story



In the exhibition you will be able to see many different kinds of bones, some of them look like this:




Visual Story



Things you can play with or touch.

There are lots of things in the exhibition that are just for looking at; but here are some of the things that you can interact with.



Visual Story



Learning Zone

Depending on when you visit there might be activities on in the learning zone. The space looks like this and you can watch a video to learn all about skeletons.


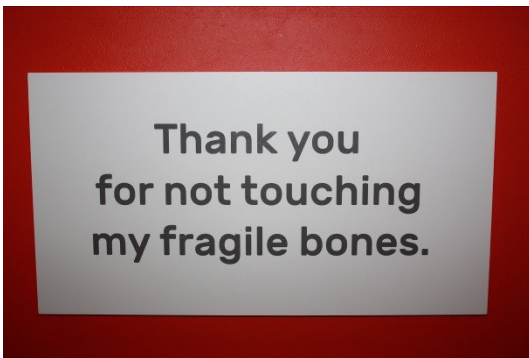


Visual Story



Things you can not touch.

In the exhibition there are lots of wonderful objects on open display. This is so that you can see them better and from lots of different angles. The bones are very old and fragile so you can't touch them.




Visual Story



Sounds, screens and projections.

There are some projectors and screens around the exhibition which show different things. Some of them might look like your telly at home, or really big on the walls. During our early opening event we will turn the volume down so that they are not as loud.



Bones: Skeleton Secrets of the Animal World



We really hope that you enjoy visiting the exhibition. If you require any additional information then please email us via learning@greatnorthmuseum.org.uk

